



Dear customers,

November 2021

ULVAC Components News

Model Change

We are happy to inform you that we released following product.

- Details -

1. New Release Products

Scroll Type Dry Vacuum Pump DIS-252 (Old model DIS-251)

2. Changes

1. Change the product model from DIS-251 to DIS-252.
(Single-phase specification / Three-phase specification)
2. Change the external dimensions of the product.
3. Change the replacement interval for maintenance parts.

For details, please refer to the attached document (Product Specification Change Notification 202103-03).

3. Product Release Date (Ordering start date)

After February 2022

4. Delivery Term

75 days after order

5. Attached file

Product Specification Change Notification 202103-03

Sincerely

Munenori TADA
Business Planning Dept. Senior Manager
ULVAC Inc. Components Div.

End of Document

Product Specification Change Notification

Firstly, we would like to take this opportunity to extend our best wishes to our valued customers. We would also like to express our sincere gratitude for your continued support. With regard to the above subject, we would like to inform you as follows: Thank you very much for your understanding.

Note

- 1. Product : Scroll Type Dry Vacuum Pump [DIS-251]
- 2. Details of Changes : DIS-251 will undergo a model change in order to improve reliability and extend the interval of maintenance parts replacement. The details of the model change are shown in the table below.

Table. Details of Changes

Change Item			Before	After
1	Model		DIS-251	DIS-252
2	External view		See Appendix	See Appendix
3	External Dimensions	Single-phase specification		
		Depth	400mm (See Fig. 2 in the Appendix.)	397mm (See Fig. 2 in the Appendix.)
		Width	252mm (See Fig. 1 in the Appendix.)	264mm (See Fig.1 in the Appendix.)
	Three-phase specification	Height	336mm (See Fig.1 in the Appendix.)	338mm (See Fig.1 in the Appendix.)
		Depth	370mm (See Fig.6 in the Appendix.)	367mm (See Fig.6 in the Appendix.)
		Width	252mm (See Fig.5 in the Appendix.)	264mm (See Fig.5 in the Appendix.)
4	Inlet port location	Single-phase	See Fig. 1 & 2 in the Appendix	See Fig. 1 & 2 in the Appendix
		Three-phase	See Fig. 5 & 6 in the Appendix	See Fig. 5 & 6 in the Appendix
5	Exhaust port location	Single-phase	See Fig. 1 & 2 in the Appendix	See Fig. 1 & 2 in the Appendix
		Three-phase	See Fig. 5 & 6 in the Appendix	See Fig. 5 & 6 in the Appendix
6	Air flush location	Single-phase	Side (See Fig. 1 & 2 in the Appendix)	Front (See Fig. 1 & 2 in the Appendix)
		Three-phase	Side (See Fig. 5 & 6 in the Appendix)	Front (See Fig. 5 & 6 in the Appendix)
7	Base mounting hole location (4-φ11)	Single-phase	See Fig. 4 in the Appendix	See Fig. 4 in the Appendix
		Three-phase	See Fig. 8 in the Appendix	See Fig. 8 in the Appendix
8	Crankshaft material (see Fig. 1) ※1		Steel	Stainless steel
9	Number of Pin crank (see Fig. 2 & 3) ※2		2	3
10	Interval of maintenance parts replacement		See Table. 1 in the Appendix	See Table. 2 in the Appendix

※1 Changing the crankshaft material improves the durability of the shaft seal.

※2 Changing the number of pin cranks improves the orbiting motion of the scroll.

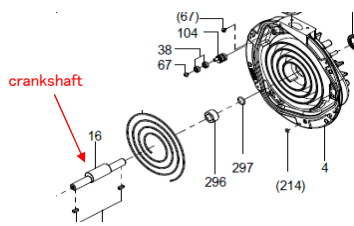


Fig.1 Crankshaft

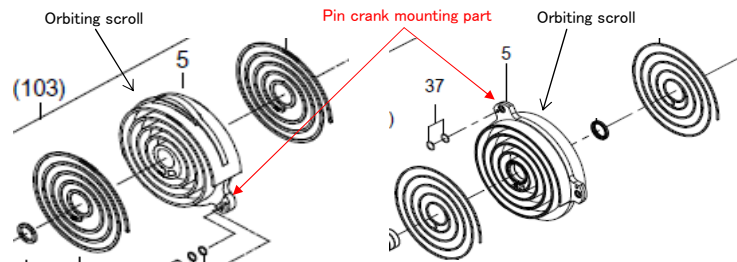


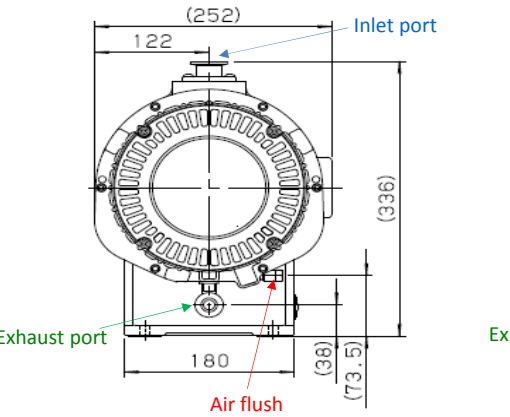
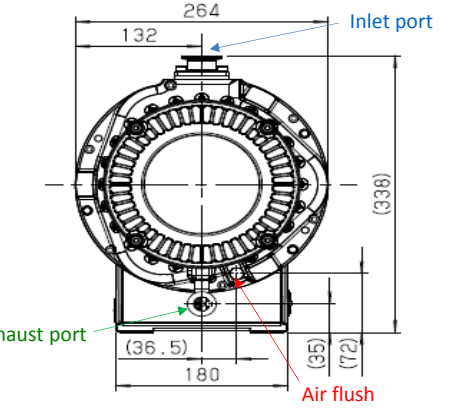
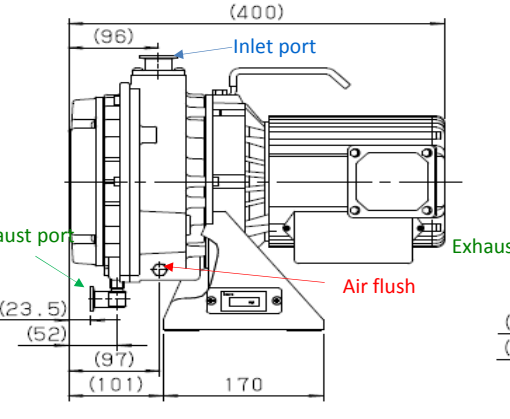
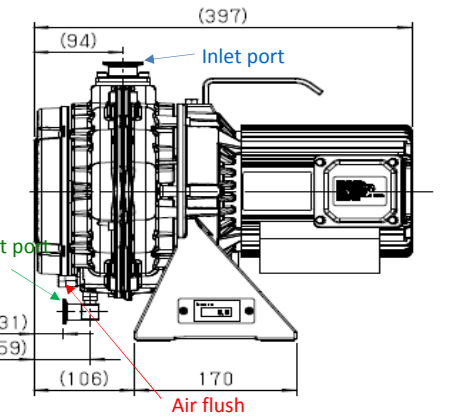
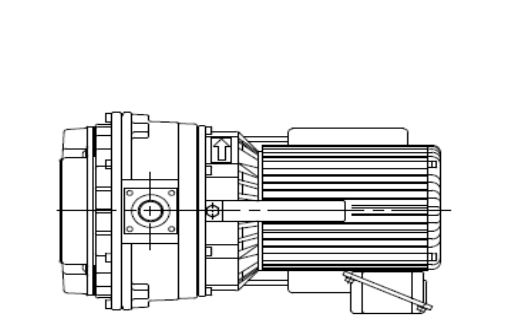
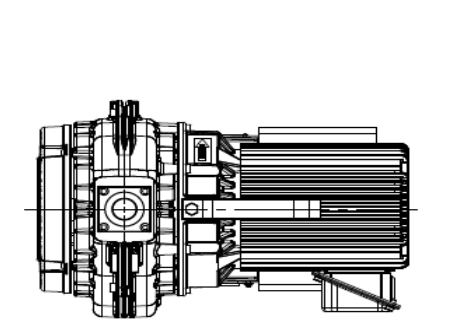
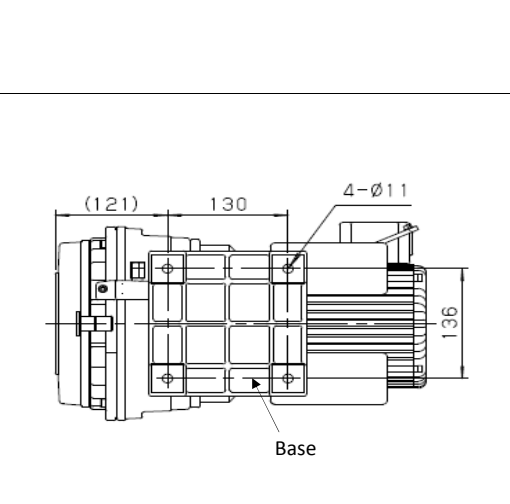
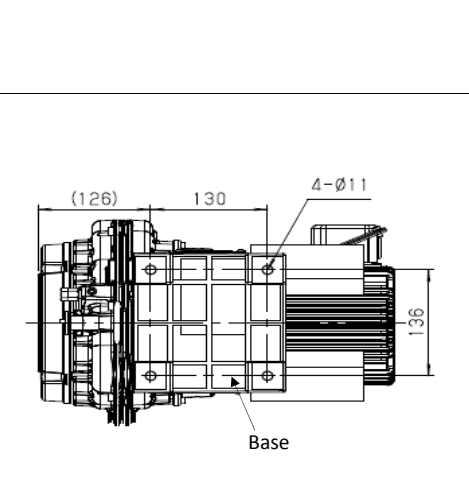
Fig. 2 Scroll of DIS-251

Fig. 3 Scroll of DIS-252

- 3. Start Date of the change : This change will be implemented for products shipped in February 2022 or later.
- 4. Related information :
 - 1) Product specifications other than external dimensions (pumping speed, ultimate pressure, leakage amount, rated current, noise level, mass, and other values) remain unchanged.
 - 2) There is no change to the motor. It is possible to install the pump section of DIS-252 to the motor of DIS-251. However, since the product shape and model are different, the certification will not be applied.

The subject ends herewith.

DIS-251 Single-phase specification External view before and after change [Unit: mm]

No.	Before [DIS-251 Single-phase specification]	After [DIS-252 Single-phase specification]
1 Front Side		
2 Right side		
3 Top side		
4 Bottom side		

DIS-251 Three-phase specification External view before and after change [Unit: mm]

No.	Before [DIS-251 Three-phase specification]	After [DIS-252 Three-phase specification]
5 Front Side		
6 Right side		
7 Top side		
8 Bottom side		

The interval of maintenance parts replacement.

Table. 1 DIS-251 (before) Replacement Interval

Item	Minor Maintenance	Major Maintenance
	Every 1 year, or Every 8,000 hours	Every 2 years, or Every 16,000 hours
1 Bearing Kit	grease-up or Δ	○
2 Tip Seal Set	Δ	○
3 Seal set	○	○
4 O-ring set	○	○
5 Exhaust valve set	○	○
6 Air Flush Kit	○	○
7 Pin Crank Kit	Δ	Δ

Table. 2 DIS-252 (after) Replacement Interval

Item	Minor Maintenance	Major Maintenance
	Every 1 year, or Every 8,000 hours	Every 2 years, or Every 16,000 hours
1 Bearing Kit	grease-up or Δ	○
2 Tip Seal Set	Δ	○
3 Seal set	Δ	○
4 O-ring set	Δ	○
5 Exhaust valve set	Δ	○
6 Air Flush Kit	Δ	○
7 Pin Crank Kit	Δ	Δ

○···Replace. Δ···Replace when there is abnormality.

Notes)

1. The chip seal set, exhaust valve set, air flush kit, and grease kit (grease-up) are common maintenance parts before and after the change, and they are interchangeable.
2. The bearing kit, seal set, O-ring set, and pin crank kit are not interchangeable because the parts are different before and after the change.
3. The replacement intervals mentioned above may not apply to applications where the product's durability may be affected by operating conditions such as foreign materials or gas, poor installation conditions, or where leak performance must be maintained.